

Dear PV Family,

As we pursue our mission to unleash the transforming influence of Jesus in PV, the Northland and beyond, we will always be asked to pray, go and give in ways that increase our faith, strengthen our relationships and impact our understanding of just how big God's love is for each person in the world.

With that mission comes an abundance of exciting opportunities that have the potential to help us reach people with the Gospel. We're blessed with a generous congregation, a talented staff, committed ministry partners, and multiple resources. With such great blessings comes the responsibility to make the most of our resources and our opportunities to make much of Jesus.

You, as member of PV, are a vital part of our ministry. We pray the overview of last year's ministry outcomes will excite you and challenge you to grow in your faith and share it with others. We celebrate all God is doing and look forward to all that God will do in and through us in 2018!

You are champions,

Merle

MISSION STATEMENT

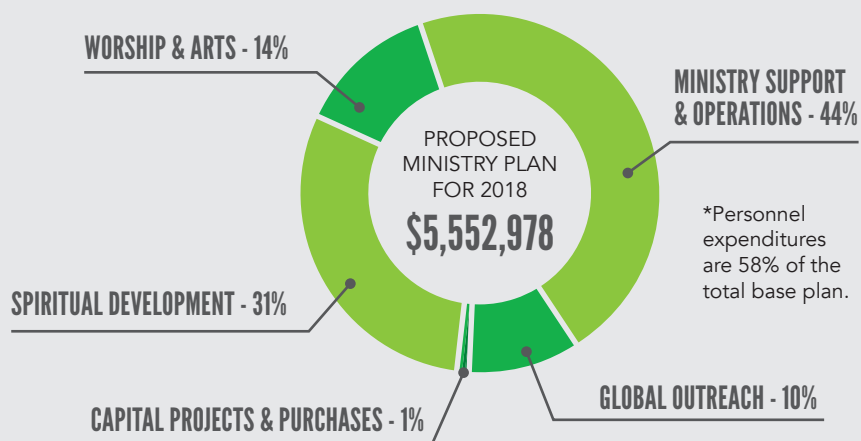
UNLEASHING THE TRANSFORMING INFLUENCE OF JESUS IN PV, THE NORTHLAND AND BEYOND.

GIVING

\$6,065,128 TOTAL AMOUNT GIVEN
OCT. 2016 TO SEPT. 2017



2018 MINISTRY RESOURCE PLAN



Numbers given in this annual report are taken from October 2016 to September 2017.

CHURCH WIDE EVENTS



EASTER 2017
5,700+ ATTENDED



RED, WHITE & BLAST 2017 (3rd year)
10,200+ ATTENDED
43% non-PV attenders; 13% unchurched



LIBERTY LIGHT SHOW 2016 (2nd year)
11,400+ ATTENDED
74% non-PV; 18% unchurched



CHRISTMAS EVE 2016
4,700+ ATTENDED
100 more than prior year.

ATTENDANCE



2,178
AVG. WEEKLY ATTENDANCE

NEW MEMBERSHIP



200 NEW PV MEMBERS

PLEASANT VALLEY BAPTIST CHURCH

ANNUAL REPORT

PV **2016/2017**

PV KIDS

KIDS CROSSING (BIRTH-PRESCHOOL)

AVERAGE WEEKLY ATTENDANCE:

288 KIDS IN KIDS CROSSING

80 MINISTRY PARTNERS*

***20 NEW THIS YEAR!**



65 MOMS

Participating in MOMents this year

CROSS STREET (K-5TH GRADE)

274 KIDS IN CROSS STREET

82 MINISTRY PARTNERS*

***34 NEW THIS YEAR!**

UPWARD SPORTS



BASKETBALL

333 TOTAL KIDS
99 UNCHURCHED



FOOTBALL

96 TOTAL KIDS
22 UNCHURCHED



SOCCER

330 KIDS TOTAL
73 UNCHURCHED

AWANA

377 TOTAL KIDS ATTEND

20 KIDS UNCHURCHED

164 MINISTRY PARTNERS

VACATION BIBLE SCHOOL

351 TOTAL KIDS
63 UNCHURCHED
157 MINISTRY PARTNERS



KANAKUK KAMPOUT

132 TOTAL KIDS
31 NON-PV KIDS
14 YOUTH SCHOLARSHIPS



BENEVOLENCE

\$181,700 DONATED TO BENEVOLENCE

\$117,991 GIVEN AWAY



12 CARS GIVEN AWAY

\$19,085 was donated to the Cars Ministry
\$18,230 was given away through Cars Ministry

GLOBAL CAFE

\$11,850

NET PROCEEDS



These funds go towards sending people on mission and supporting our Local Compassion Outreach Partners.

GLOBAL OUTREACH



16 MISSION TRIPS



133 PEOPLE WENT ON MISSION

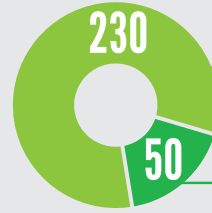
4 INTERNATIONAL PARTNERS | 5 NATIONAL PARTNERS | 8 MEMBERS SERVING ON THE FIELD

THE GROVE (CHURCH PLANT)
95 AVG WEEKLY ATTENDANCE
8 BAPTISMS



PV STUDENTS

MIDDLE SCHOOL COMMUNITY GROUPS



STUDENTS

MINISTRY PARTNERS



33 NEW MINISTRY PARTNERS

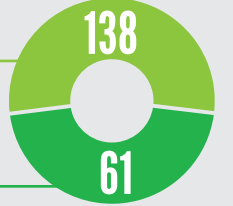
HIGH SCHOOL COMMUNITY GROUPS

22 NEW MINISTRY PARTNERS



STUDENTS

MINISTRY PARTNERS



122 HIGH SCHOOLERS SERVE on Sunday mornings and are counted in other areas' ministry partner totals.

UNLEASH

225 STUDENTS COMBINED AVG. WEEKLY ATTENDANCE

SUMMERFEST



RE/ENGAGE

FALL 2016
47 COUPLES

SPRING 2017
39 COUPLES

FALL 2017
34 COUPLES

EACH SEMESTER HAD 7-8 FACILITATOR COUPLES & 1 LEAD COUPLE

BAPTISMS

128 TOTAL BAPTISMS



37 ADULTS
41 STUDENTS
50 CHILDREN

ADULT COMMUNITY GROUPS



1672 TOTAL ADULTS IN COMMUNITY GROUPS

1041 AVERAGE WEEKLY ATTENDANCE

42 ON CAMPUS GROUPS

48 OFF CAMPUS GROUPS

